



ASSEMBLY INSTRUCTIONS
DIMENSION : 48"W x 24"D x 36"H

DESCRIPTION : VINEYARD ISLAND 24 X 48 X 36
ITEM No : WC-2448



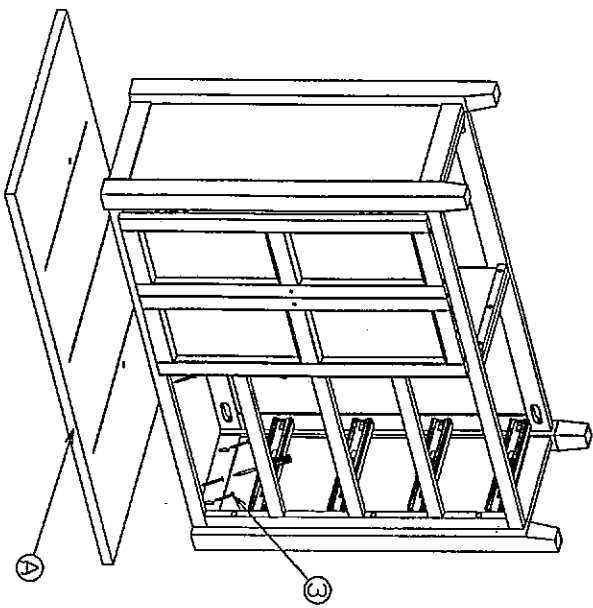
TOLL FREE : 1 888 944 8396

LIST OF PARTS

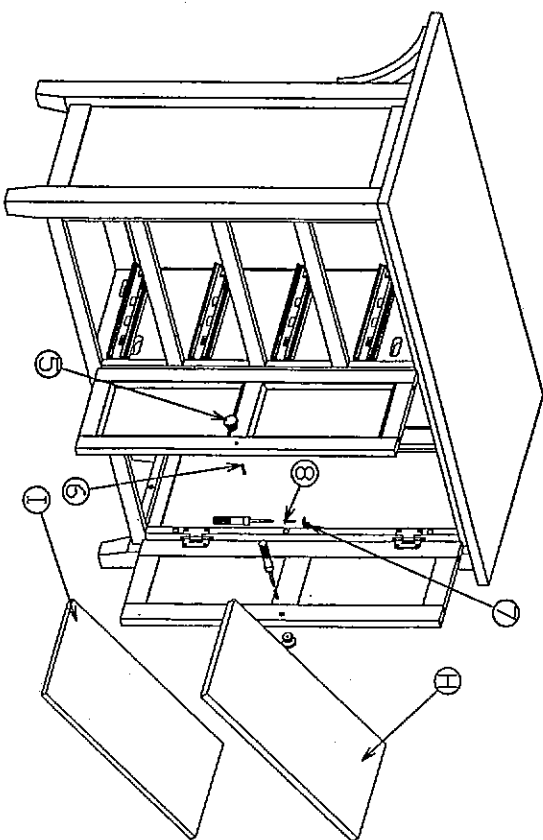
<p>A. TOP PANEL</p>	<p>B. LEFT SIDE PANEL</p>	<p>C. RIGHT SIDE PANEL</p>	<p>D. BACK PANEL</p>	<p>E. FRONT PANEL WITH DOORS</p>
<p>F. CENTER DIVIDER</p> <p>1 PC</p>	<p>G. RAIL</p> <p>1 PC</p>	<p>H. SHELF (THICK)</p> <p>1 PC</p>	<p>I. BOTTOM SHELF (THIN)</p> <p>1 PC</p>	<p>J. BANANA SUPPORT</p> <p>1 PC</p>
<p>1. JOBC BOLT</p> <p>Ø6 x 45 (14pcs)</p>	<p>2. U - WASHER</p> <p>(8pcs)</p>	<p>3. LONG WOOD SCREW</p> <p>Ø4 x 30 (18pcs)</p>	<p>4. ALLEN KEY</p> <p>4MM (1pc)</p>	<p>5. WOOD KNOB</p> <p>Ø32 (2pcs)</p>
<p>6. TRUSS HEAD SCREW</p> <p>Ø4 x 30 (2pcs)</p>	<p>7. "L" SHELF PIN</p> <p>Ø6 (4pcs)</p>	<p>8. SHORT WOOD SCREW</p> <p>Ø3 x 15 (4pcs)</p>	<p>K. DRAWER (drawer have separate assemble instruction - page 4)</p> <p>4 PCS</p>	

LIST OF HARDWARE

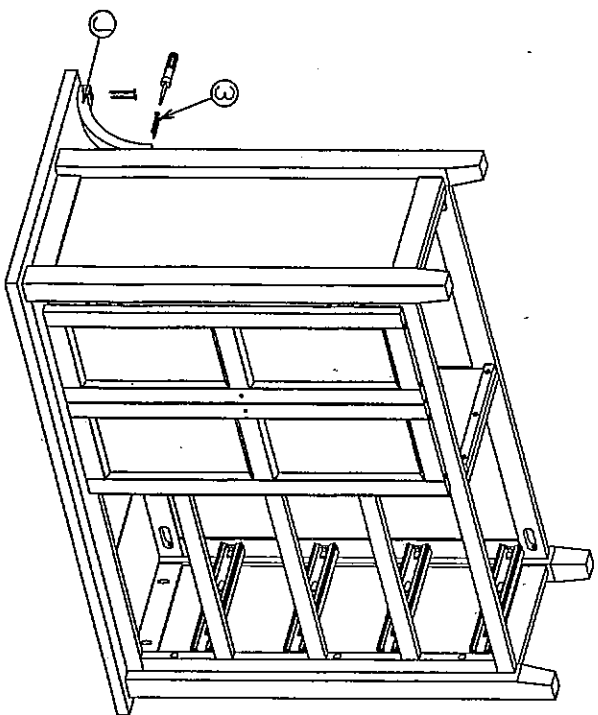
Step. 5



Step. 7



Step. 6



Step. 8

