

# McKenzie Nightstands

**GAC = Glazed Antique Cherry finish**

**CAF = Caffè finish**

*Assembly Instructions*

Model #

**1100GACb;**

**1100CAFb**

**Small 3-Drawer  
McKenzie  
Nightstand**



**1101GACb;**

**1101CAFb**

**3-Drawer McKenzie  
Nightstand**



## IMPORTANT NOTES:

- For normal household use only. *Not* recommended for commercial use.
- Do not climb, sit or stand on this piece of furniture.
- Do not overload the drawers.
- Unload items before you move this unit.

## **WARNING**

Drilling, sawing, sanding or machining wood products can expose you to wood dust, a substance known to the state of California to cause cancer. Avoid inhaling wood dust or use a dust mask or other safeguards for personal protection.

For more information go to: [www.p65warnings.ca.gov/wood](http://www.p65warnings.ca.gov/wood)

This product can expose you to chemicals, including formaldehyde, which are known to the State of California to cause cancer.

For more information go to: [www.p65warnings.ca.gov/furniture](http://www.p65warnings.ca.gov/furniture)

**DESIGN SUBJECT TO CHANGE WITHOUT NOTICE.**

*Thank you for allowing us to help you furnish your home. We are certain you will be delighted with your new furniture for many years to come.*

## CUSTOMER SERVICE

If you ever have questions about your furniture, please do not hesitate to contact us. In the unlikely event you need a replacement part; we can make those parts available through an authorized Whittier Wood Furniture dealer. If you cannot order replacement parts through your dealer, please contact our customer service department.

**Hours:** Our friendly customer service staff can be reached:

**Monday-Friday 8:00 a.m. to 5:00 p.m. (Pacific Time).**

You may leave a message 24 hours a day, seven days a week.

**Customer Service: 800-653-3336 • Outside the U.S.: 541-687-0213**

**Fax: 541-687-2060 • Email: [info@whittierwood.com](mailto:info@whittierwood.com)**

**Whittier  
Wood**  
FURNITURE

P.O. Box 2827  
Eugene, OR 97402 USA

Production Code:



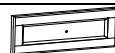

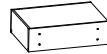






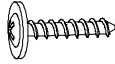
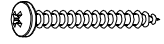



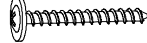
VN

11/16

# 1100GACb; 1100CAFb; 1101GACb; 1101CAFb McKenzie Nightstands

## Parts List


Please identify the parts and check that quantities received match those on this list.  
If you need to replace a part, refer to the following letter and part name.

Part	Description		Quantity	
			1100GACb 1100CAFb	1101GACb 1101CAFb
A	Top Assembly (attached)		1	1
Ba	Case		1	1
E	Small Drawer Face (attached)		3	0
F	Large Drawer Face (attached)		0	3
G	Small Drawer Box (inserted)		3	0
H	Large Drawer Box (inserted)		0	3
I	14" Drawer Slides (pre-installed sets)		3	0
J	16" Drawer Slides (pre-installed sets)		0	3
L	Knob (attached)		3	3
Qb	#8 x 1-1/2" Machine Screw Tuscan (installed)		3	3
S	Small Adjustable Glide (installed)		4	4
Tb	#8 x 7/8" Black Lo-Profile Screw (inserted)		12	12
U	#8 x 1-1/4" Pan Head Screw (inserted)		3	3
Y	#6 x 1/2" Philtruss Screw (inserted)		18	18
Z	#6 x 3/4" Philtruss Screw (inserted)		18	18
ZA	Insert Nut (inserted)		4	4
ZB	#8 x 1-3/8" Lo-Profile Screw (inserted)		7	7

*1101 shown in the illustrations.*

### Assembly Instructions

- Place the unit at its final destination. Rotate the Small Adjustable Glides (S) on the bottoms of the legs until the unit is level. See Figure 1.



**Fig. 1**